

# ALPHA PROFILE 700

## The Stage Lighting Epitome

code C61365



**Enhanced lumen output for an even beam-field, shaped by a perfect framing system, generated by a light-weight, low-consumption, noise-free moving head.**

The Alpha Profile 700 is the only 700 watt automated spotlight with framing system available on the market. The light output of its Mini-Fast-Fit discharge lamp equals the one of a 1200 watt fixture and Alpha Profile 700 stands out owing to its excellent optical group with 9°- 55° zoom and a perfectly even projection field. The extraordinary (patent-pending) Stay-Sharp-Zoom function keeps images in focus while the zoom runs from one beam angle to another, even when projected effects are located on different focal planes. Focal distances have been optimised for an effective framing of well focused patterns, with triangles and quadrangles of all shapes and sizes. Programming is enormously simplified, thanks to the color-macros and the Dyna-Cue-Creator function, with its special channel featuring endless sophisticated combinations of editable graphic effects. Alpha Profile 700 has the full range of devices that are indispensable for top level professional luminaries. In addition, Alpha Profile 700 has all the features that have earned the Clay Paky 700 series international acclaim: compact, lightweight design, speed, movement and effects acceleration and even greater brightness than more powerful projectors.

Alpha Profile 700 has been developed with theaters and TV studios in mind; the decibel rating has been reduced to an astonishing 43 dBA (41 dBA in "half power" mode); the linear CTO system provides a wide range of color shades, with a perfect simulation of halogen bulbs in its warm area.

### *Special commendation at PLASA 2010 Awards of Innovation*

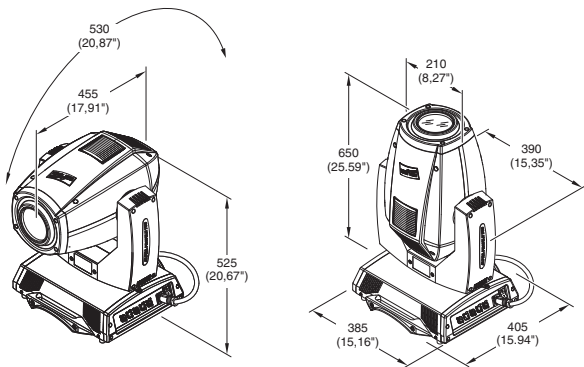
*Commended for the high level of engineering embodied. Clay Paky has both improved on their existing technology used in larger fixtures and scaled it to fit a smaller unit which, in the words of the judges, "now allows designers to be more creative on a smaller scale".*

### **MAIN FEATURES** (subject to modification without prior notice)

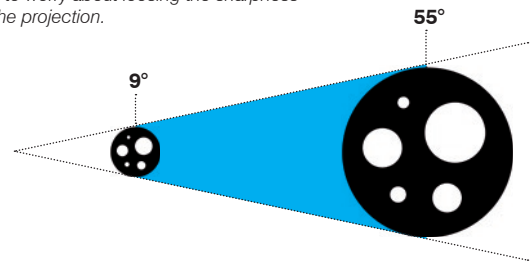
- Light source: Mini Fast-Fit, single-ended 700 W discharge lamp
- Nominal lamp life: 750 hours
- Power supply: 100-240 V; 50/60 Hz (automatic switching)
- Power consumption: 1050 VA at 230V, 50 Hz (PFC electronic ballast)
- Power saving mode: 400 W
- HQ optical group (patent pending)
- Zoom: linear from 9° to 55°
- Stay-Sharp-Zoom function for automatic focusing (patent-pending)
- Patented framing system, with single blade "total curtain" effect
- CMY color-mixing system + 8 fixed color wheel
- Linear CTO (2,500 – 7,200K)
- 7 rotating gobos + 9-facet rotating prism
- Interchangeable Frost filter
- Special 16-blade iris
- Mechanical shutter and adjustable speed strobe effect
- Hybrid dimmer (100-50% electronic, 50% to zero mechanical)
- Three-phase high-speed motors
- Control channels: 41

## SIZE & WEIGHT

31.5 Kg (69 lbs 5 oz)



*Stay-Sharp-Zoom: the operator no longer has to worry about loosing the sharpness of the projection.*

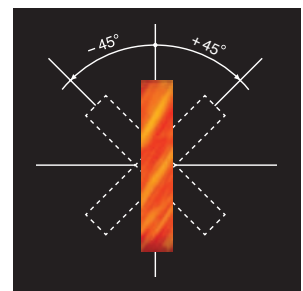


## ROTATING GOBOS

Ø 25.7 mm, image Ø 20 mm



framing system rotation on 90°



Alpha Profile 700 generates 43 dBA only and is perfect in theatres and studios

Alpha Profile 700 features a precision micromechanics framing system that ensures perfect repeatability and does away with continuous manual adjustments.

